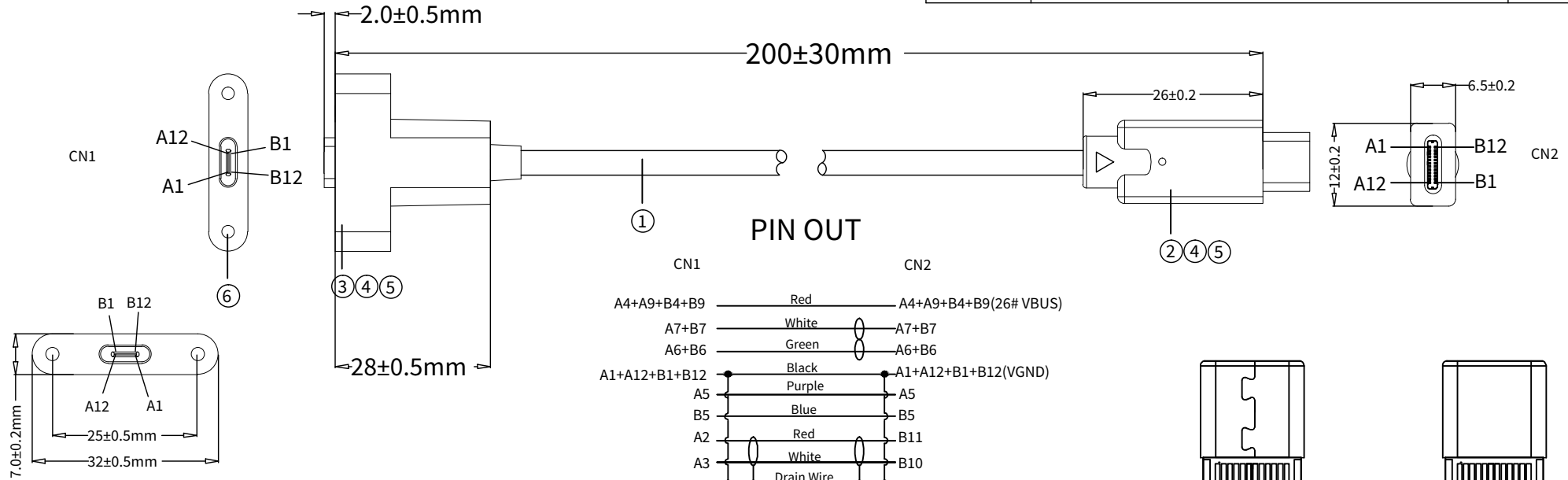


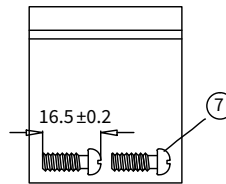
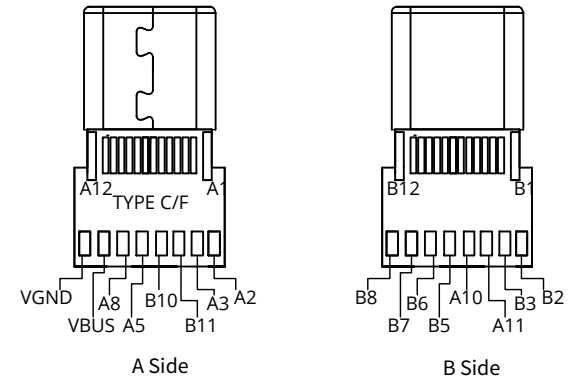
RoHS Compliant

Rev	Modification	Date
A2	Issue	12/18/2019



PIN OUT


CN1		CN2
A4+A9+B4+B9	Red	A4+A9+B4+B9(26# VBUS)
A7+B7	White	A7+B7
A6+B6	Green	A6+B6
A1+A12+B1+B12	Black	A1+A12+B1+B12(VGND)
A5	Purple	A5
B5	Blue	B5
A2	Red	B11
A3	White	B10
	Drain Wire	
B11	Purple	A2
B10	Orange	A3
B2	Yellow	A11
B3	Blue	A10
	Drain Wire	
A11	White	B2
A10	Brown	B3
A8	Yellow	B8
B8	Pink	A8
SHELL	Drain+Braid	SHELL



Electronic Tests:

- A. Open/Short/Intermittence: 100%
- B. Hi-Pot: AC 300V 0.01S 1mA
- C. Insulation Resistance: DC 300V 0.01S 10MΩ Min
- D. Conductive Resistance: 3 OHM Max
- E. Computer Test: 100%

No.	P/No.	Specifications	Q'TY	Unit
⑦	Screw	Nickel Plated (#4-40), 1 6.5 mm	2	pcs
⑥	Nut	Nickel Plated (#4-40), White	2	pcs
⑤	Outer Mold	45P PVC Black	12	g
④	Inner Mold	LDPE	4	g
③	Connector	USB 3.1 Type C Female, PIN Gold Flash, Shell Nickel Plated	1	pc
②	Connector	USB 3.1 Type C Male, PIN Gold Flash, Shell Nickel Plated	1	pc
①	Cable	34AWG[(7/0.06TC)*1P+D+AL+MY]*4C+32AWG(7/0.08TC)*1P+32AWG(7/0.08TC)*4C+26AWG(7/0.16TC)*2C+AL+B(16*8/0.08TC), BLACK PVC JACKET, OD:4.2±0.2MM	200	mm
No.	P/No.	Specifications	Q'TY	Unit

	Model #: CG-U3CMCF-PM	
	Drawn by: Leo Pinto	Scale: 1:2
Drawn Date: 10/8/2021	Units: mm	
Notes:	Tolerance: +/- 0.15mm	
	Contact: support@coolgear.com	
	Web: coolgear.com	
A4	1/2	