

RoHS Compliant

Rev

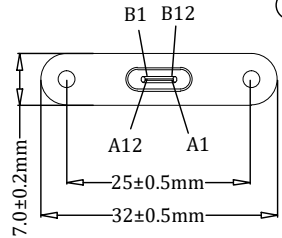
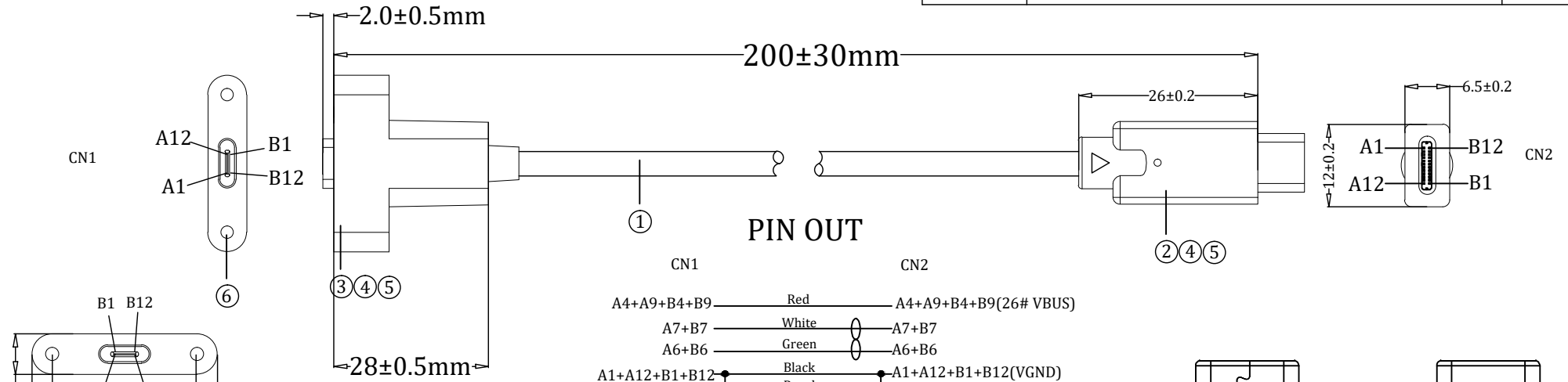
Modification

Date

A2

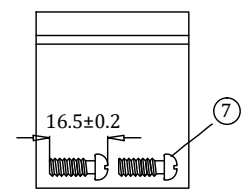
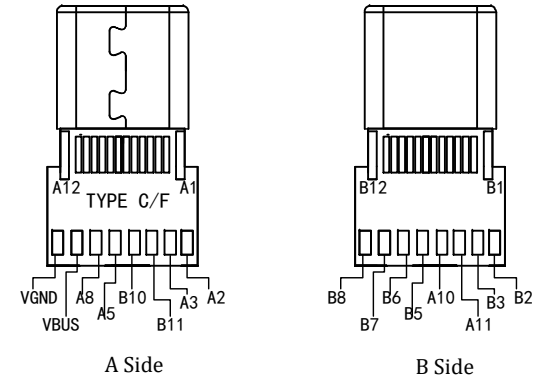
Issue

12/18/2019



PIN OUT

A4+A9+B4+B9	Red	A4+A9+B4+B9(26# VBUS)
A7+B7	White	A7+B7
A6+B6	Green	A6+B6
A1+A12+B1+B12	Black	A1+A12+B1+B12(VGND)
A5	Purple	A5
B5	Blue	B5
A2	Red	B11
A3	White	B10
	Drain Wire	
B11	Purple	A2
B10	Orange	A3
B2	Yellow	A11
B3	Blue	A10
	Drain Wire	
A11	White	B2
A10	Brown	B3
A8	Yellow	B8
B8	Pink	A8
SHELL	Drain+Braid	SHELL



Electronic Tests:

- A. Open/Short/Intermittence: 100%
- B. Hi-Pot: AC 300V 0.01S 1mA
- C. Insulation Resistance: DC 300V 0.01S 10MΩ Min
- D. Conductive Resistance: 3 OHM Max
- E. Computer Test: 100%

⑦	Screw	Nickel Plated (#4-40), 16.5 mm	2	pcs			
⑥	Nut	Nickel Plated (#4-40), White	2	pcs			
⑤	Outer Mold	45P PVC Black	12	g	Projection:	Tolerance: XX= XXX=	Product: USB 3.1 Type C M-F Panel Mount Cable
④	Inner Mold	LDPE	4	g	Scale: None		Part No.: CG-U3CMCF-PM
③	Connector	USB 3.1 Type C Female, PIN Gold Flash, Shell Nickel Plated	1	pc	Unit: MM	Page: 1/1	Customer: Coolgear, Inc.
②	Connector	USB 3.1 Type C Male, PIN Gold Flash, Shell Nickel Plated	1	pc	Customer Approve:		
①	Cable	34AWG[(7/0.06TC)*1P+D+AL+MY]*4C+32AWG(7/0.08TC)*1P+32AWG(7/0.08TC)*4C+26AWG(7/0.16TC)*2C+AL+B(16*8/0.08TC), BLACK PVC JACKET,OD:4.2±0.2MM	200	mm	Approve:	Dell Zheng	
					Check:	Franck Yan	
No.	P/No.	Specifications	Q'TY	Unit	Draw:	Sam	

Coolgear.com

Call: +1727-209-1300 Email: sales@coolgear.com