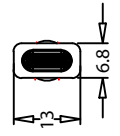
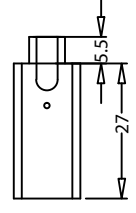
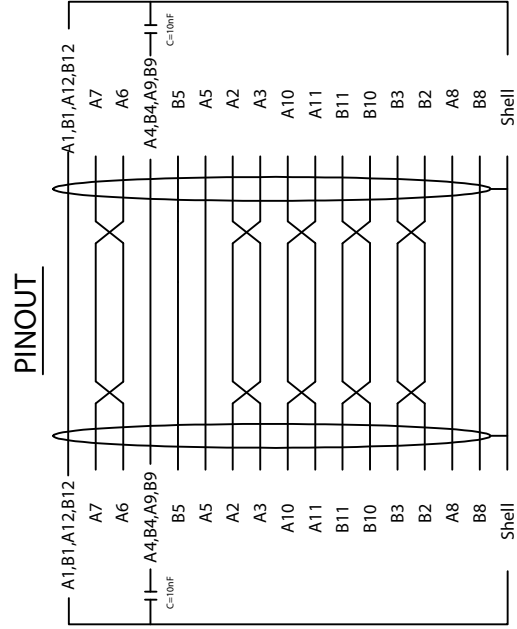
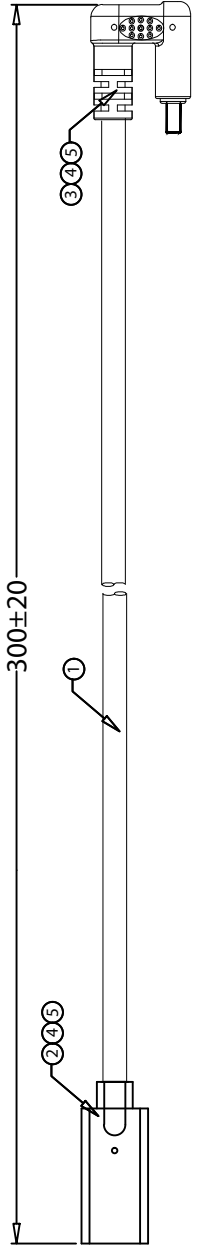
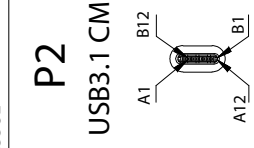
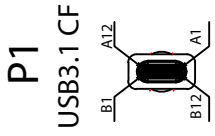


0	1	2	3	4	5	6	7	8	9	10	11
All materials compliant with RoHS, REACH standards								REV.	DATE	DESCRIPTION	
								A0	2023.03.17	ISSUE	



- 1. Electronic Tests:**  
 1> Open/Short/Intermittence: 100%  
 2> Insulation Resistance: DC 300V 0.01S 5MQ Min  
 3> Conductor Resistance: 5Ω Max;

5	Outer Mold	45P PVC, Black	15	G	
4	Inner Mold	LDPE	3	G	
3	Connector	TYPE 3.1 C/F Pin Gold-plated , Shell Stainless steel Nickel-plated	1	PCS	
2	Connector	TYPE 3.1 C/M Pin Gold-plated , Shell Stainless steel Nickel-plated	1	PCS	
1	Cable	[32AWG(7/0.08TC)*1P+AL+M]*4+ 32AWG(7/0.08TC)*1P+32AWG(7/0.08TC)*4C+ 21WG(50/0.10TC)*2C +AL+B(80/0.08TC) OD:4.5mm±0.2mm TPE JACKET	0.15	M	
NO.	NAME	SPECIFICATIONS	QTY	UNIT	

		MODEL #:	CGL-G2180CFC-03M
DRAW: Jesse Woodward		PAGE:	1 / 1
DATE: 3/17/2023		NOTES:	USB 3.2 Gen 2 180° Male Type-C to Female C
UNIT: mm		SCALE:	1mm = 1mm
SITE: coolgear.com		CONTACT:	support@coolgear.com

	THIRD ANGLE PROJECTION
-TOLERANCES- LENGTH: X±0.3 XX±0.1 ANGLE: X°±2° X'±1° XX'±0.5°	